



# CIQS MEMBERSHIP APPLICATION DOCUMENT CHECKLIST

To expedite your application review and to ensure that you are fully credited with both academic course equivalents and work experience, the following supporting documents should be provided along with the online application form:

- Current Resume/Curriculum Vitae (refer to the attached guideline to format your resume and clearly demonstrate your level of skill and work experience)
- Copies of Diplomas or Certificates
- Academic transcripts (a detailed record of the subjects studied in including course names, program of study, grades/marks issued by the educational institution).
- Copies of Professional Association memberships and affiliations (E.g., APEGGA, ASET, AACE, RICS, etc.)



The following documents are not mandatory and are not applicable in all cases. The intent is to ensure that the applicant receives full credit for both their academic achievements and work experience.

- Academic Equivalence Reports from assessment agencies, if applicable
- Descriptions or Syllabus of Courses
- List of Publications, if applicable
- Letters of Reference





## Resume Guideline

To give the Institute a clear understanding of your level of skill and experience, please provide, at minimum, the following information:

### **Name (First and last name) and Location (City and Country)**

- Provide your first and last name, and the city and country where you are currently residing.

### **Career Profile**

- Provide a summary of your education, work experience and highlight your knowledge / skill sets with relation to the estimating and quantity surveying services (see list of CEC and PQS duties on page 8 of the attached Career Booklet).

### **Education**

- Provide the name and location of College / University Location, the name of the Degree / Diploma / Certificate program, and date (month and year) of completion

### **Professional Qualifications**

- List any professional designations or certifications / memberships with other association and affiliations (eg. APEGGA, ASET, AACE, CCA, CCDA, PMI, RICS, etc)

### **Employment History**

List your work history in reverse chronological order the most recent to the oldest. Ensure to list:

- Employer Name
- Type of business
- Start and end date (month and year)
- Position
- Role and Responsibilities (highlight your knowledge / skill sets with relation to the estimating and quantity surveying services. See list of CEC and PQS duties on page 8 of the attached Career Booklet.)
- Projects worked on ie Hospitals: numbers of beds and \$ values, Hotels: number of rooms and floors and \$ value

A sample resume is provided on the next page.

# John Smith

123 Smith Street, Smith Falls, ON Canada

Email: [johnsmith@sampleemail.ca](mailto:johnsmith@sampleemail.ca)

---

## Career Profile

An intermediate quantity surveyor with a bachelors in construction management and a masters degree in business administration and over 6 years of experience in estimating and quantity surveying. Extensive experience with:

- preparing and pricing quantity take-offs,
- preparing estimates (Class D to A),
- preparing tender/proposal evaluation criteria;
- developing, preparing, pricing and negotiating changes/claims

Some experience on and knowledge of:

- reviewing life cycle costing,
  - Project monitoring
  - earned Value Analysis
  - cost Control
- 

## Education

Canadian College of Technology, Ontario Canada May 2016  
Bachelor's Degree in Construction Management

Canada University April 2020  
Master's Degree in Business Administration

---

## Professional Qualifications

Gold Seal Certification in Project Management March 2020  
Canadian Construction Association

LEED Green Associate November 2021  
Canadian Green Building Council

---

## Employment History

Canada Contractors December 2019 - Present  
General Contractors  
Estimator

- Review project bid tender documents such as drawings, change orders, specifications, addendums, and proposals and prepare takeoffs, project summaries and bills of quantities to compile into bid proposals, quotes, or summaries for pricing
- Prepare CAD shop drawings
- Review change order packages to calculate and prepare cost adjustments/ credits
- Preparing business development criteria for managing and tracking proposals and quotes for base bid submissions
- Assist the estimating team with quantity takeoff and material selection
- Participated in the estimating of numerous successful commercial retail and municipal hospital projects totaling over fifty million dollars

# John Smith

123 Smith Street, Smith Falls, ON Canada

Email: [johnsmith@sampleemail.ca](mailto:johnsmith@sampleemail.ca)

---

Canada Cost Consultants Inc.

June 2016 – November 2019

Cost Consultants

Quantity Surveyor

- Preparing, collation and evaluation of bid packages
- Preparing reports and summaries to support client approvals and procedures
- Evaluating change orders against contracts and scope document
- Shadowed senior consultants and to gain some experience and exposure to reviewing life cycle costing, earned value analysis, cost control and monitoring.
- Projects worked on included mixed use development projects consisting of hotels, condos, and retail space, hospital, subway and road infrastructure projects,

# CAREER INFORMATION



Canadian Institute of  
Quantity Surveyors

Institut canadien des  
économistes en construction

Your Guide to Becoming a Qualified Professional Quantity  
Surveyor (PQS) / Construction Estimator Certified (CEC)



<b>Contents</b>	<b>Page</b>
Preface .....	2
Quantity Surveying.....	3
The Canadian Institute of Quantity Surveyors (CIQS) .....	4
History of the Institute .....	5
Aims & Objectives of the Institute .....	6
National & International Partnerships .....	6
Professional Conduct, Ethics & Discipline .....	7
Quarterly Journal .....	7
Professional Designations.....	7
The Duties of a PQS/ECA.....	8
The Duties of a CEC/ECC.....	8
Membership .....	10
Membership Classifications.....	11
The Test of Professional Experience.....	13
TPE Part (a) - Education, Equivalent Professional Qualification & Trade Certification .....	13
TPE Part (a) – Architectural Academic Requirements .....	14
TPE Part (a) – Mechanical Academic Requirements.....	15
TPE Part (a) – Electrical Academic Requirements .....	16
TPE Part (a) - Examinations and Obtaining Credits.....	17
TPE Part (b) – Structured Training Period.....	18
TPE Part (b) – Section 6.2: Areas of Approved Experience .....	18
TPE Part (b) – Range of Experience/Diary Requirements .....	19
TPE Part (c) – Practice Problem .....	21
Membership Pathways.....	22
The Next Step – To Be or Not To Be?.....	31
Architectural Syllabus.....	33
Mechanical Syllabus .....	36
Electrical Syllabus.....	39

Revised October 2021 Subject  
to revision without notice

*Career Information For Admission into the CIQS*

*ISBN # 978-1-896606-34-7*

*Copyright © Canadian Institute of Quantity Surveyors, 2015. All rights reserved. No part of this publication may be reproduced, stored in a retrieval system or transmitted, in any form or by any means, electronic, mechanical, photocopying, recording or otherwise without the written permission of the Canadian Institute of Quantity Surveyors.*



## **Preface**

The aim of this Career Information Booklet is to provide to the prospective member general information on the Canadian Institute of Quantity Surveyors (CIQS), an understanding of the various pathways to membership into the CIQS, the regulations governing membership as well as the technical skills and expectations of the Professional Quantity Surveyor (PQS)/Économistes en Construction Agréé (ECA) and the Construction Estimator Certified (CEC)/Estimateur en Construction Certifié (ECC).

Full details and information may be obtained from the CIQS.

### **Canadian Institute of Quantity Surveyors (CIQS)**

90 Nolan Court, Unit 19

Markham, Ontario

L3R 4L9

Telephone: (905) 477-0008

Toll Free 1-866-345-1168

Facsimile: (905) 477-6774

Email: [info@ciqs.org](mailto:info@ciqs.org)

Website: [www.ciqs.org](http://www.ciqs.org)

## **Regional Chapters**

### **CIQS – British Columbia**

(representing members in British Columbia and the Yukon)

### **CIQS – Prairies and Northwest Territories**

(representing members in Alberta, Saskatchewan, Manitoba, North West Territories & Part of Nunavut)

### **CIQS – Ontario**

(representing members in Ontario and Part of Nunavut)

### **CIQS – Quebec**

(representing members in Quebec)

### **CIQS – Maritimes**

(representing members in Nova Scotia, New Brunswick and Prince Edward Island)

### **CIQS – Newfoundland and Labrador**

(representing members in Newfoundland and Labrador)



## **Quantity Surveying**

During the 18<sup>th</sup> century in the United Kingdom, construction projects were usually measured and valued after they were designed and built. The “measurers” would quantify and value the work after the building was erected and negotiate with the client and architect on behalf of the tradesmen. At the time there was no main contractor system in place.

In the early 19<sup>th</sup> century, the main contractor system was implemented, leading to price competition before construction. The measurers soon realized that a new function was required of them and they developed the skill of pre-measuring quantities from drawings and assembling them in “bills of quantities” before construction began.

The quantity surveying profession today has evolved from the 18<sup>th</sup> century measurer to one that deals with the construction and financial management of construction projects. Today’s quantity surveyors have the skills and knowledge relating to cost estimating and forecasting, cost management, construction techniques and management, procurement processes and contractual matters.

With the uncertainty of today’s market conditions, the movement towards “green” buildings and the use of non-traditional procurement methods, there is no doubt that the role of the quantity surveyor will continue to evolve.

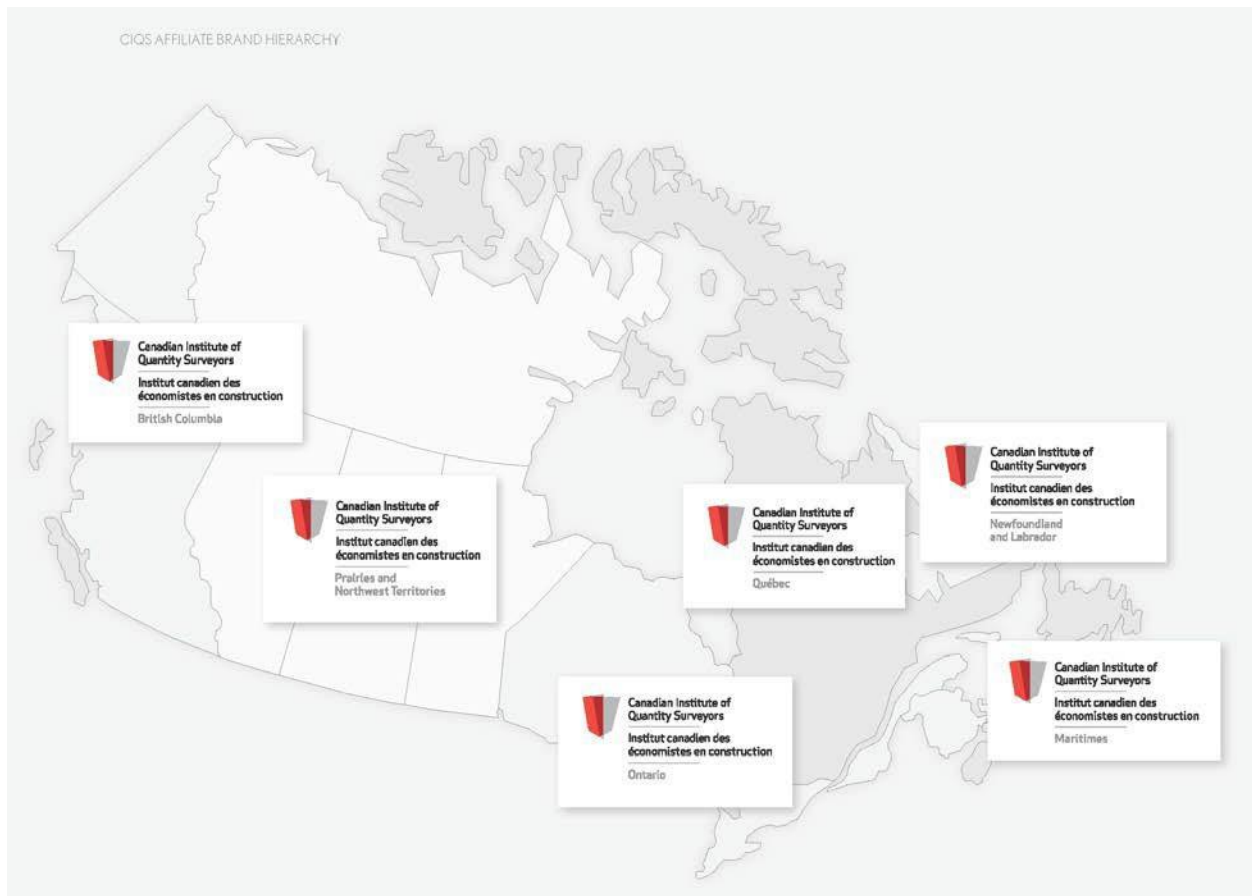




## **The Canadian Institute of Quantity Surveyors (CIQS)**

Founded in 1959, the Canadian Institute of Quantity Surveyors (CIQS) is the national professional body representing the quantity surveying and construction estimating profession in Canada. Certified members are awarded the designations of Professional Quantity Surveyor (PQS)/Économistes en Construction Agréé (ECA) and Construction Estimator Certified (CEC)/Estimateur en Construction Certifié (ECC).

The CIQS is the governing body with six regional chapters in Prairies & Northwest Territories (representing members in the Prairies, Northwest Territories & part of Nunavut), British Columbia (representing members in British Columbia & Yukon), Newfoundland and Labrador, Maritimes (representing members in Nova Scotia, New Brunswick & PEI), Ontario (representing members in Ontario & part of Nunavut) and Quebec (representing members in Quebec).



## **Canadian Institute of Quantity Surveyors (CIQS) – Chapter Map**



## **History of the Institute**

The concept of the owner's quantity surveyor preparing bills of quantities for construction projects in which all the materials, equipment, subcontracts, services and labour, etc. are quantified and against which the competing construction companies would submit priced tenders has never been fully accepted as the normal practice in North America. In North America construction companies use construction estimators to bid on construction projects, using their own knowledge and ability to measure the component parts of the work, and to price, plan and manage the project. Many of these construction estimators are quantity surveyors that immigrated to Canada from as early as the turn of the 20<sup>th</sup> century. Since there was no governing body for quantity surveyors at the time, these early quantity surveyors adapted to industry practice as it stood at the time or turned to other work.

In the years following the Second World War, quantity surveyors began to enter Canada in significant numbers. These quantity surveyors saw the need for an organization to further the aims of their profession. In February 1959, a number of these quantity surveyors were invited to a founder members' meeting in Toronto. From this meeting the Canadian Institute of Quantity Surveyors was founded and its objectives, rules and regulations were developed. The Institute was registered under the Dominion of Canada Companies Act in November 1959.

Although the bill of quantities is still not widely used, the quantity surveying profession has had notable influence on the process within the past 28 years. Government, industry, business and financial sectors have now recognized quantity surveyors and estimators as an informed voice on cost management, cost control and constructability issues.

Today, with widening acceptance of techniques such as value management, statistical analysis, life cycle costing and so on, the opportunities for quantity surveyors and estimators to influence design and construction are broadening.

On January 13, 1988 the Institute obtained the official mark "Professional Quantity Surveyor" and subsequently has also registered the initials PQS and the French equivalents of Économiste en Construction Agréé and the initials ECA. As of May 1988 the Council of the Institute conferred upon its PQS members the right to a professional seal.

Construction Estimator Certified (CEC)/Estimateur en Construction Certifié (ECC) is a category developed by the Institute in 1995 to continue to promote the profession of construction estimating.

Membership in the Institute continues to grow. The founding members' vision of a profession recognized through tertiary education and through general acceptance of its practices is closer to reality than ever before.



## **Aims & Objectives of the Institute**

The Principal Objectives of the Institute are:

- To provide, through its members, professional advice to building owners, developers, public authorities, design consultants and contractors on all matters relating to quantity surveying in construction costs, procurement, management and administration of projects;
- To collaborate with other professions and organizations in the interests of the construction industry;
- To promote and advance the professional status and gainful employment of Quantity Surveyors and Construction Estimators;
- To establish and maintain a high standard of professional competence and integrity by limiting membership to persons who have passed the examinations prescribed by, or acceptable to, the Institute and who have satisfied the requirements of training, practical knowledge, experience and integrity prescribed by the Institute;
- To promote fellowship and to provide a medium for the interchange of current construction knowledge and other topics of interest to members; and
- To take appropriate action when possible infringements of the aims and objectives of the Institute arise from other sources anywhere in Canada.

## **National & International Partnerships**

The Canadian Institute of Quantity Surveyors (CIQS) is a member of the Pacific Association of Quantity Surveyors ([www.paqs.net](http://www.paqs.net)).

The CIQS has signed memoranda of understanding to share information and partner on initiatives with common interest. Please refer to [www.ciqs.org](http://www.ciqs.org) for an up-to-date listing.

Currently the CIQS has memoranda of understanding with:

- The Canadian Construction Association ([www.cca-acc.com](http://www.cca-acc.com)), and
- The Royal Institution of Chartered Surveyors Americas ([www.ricsamericas.org](http://www.ricsamericas.org)),

Internationally, reciprocity agreements have been signed with:

- The Australian Institute of Quantity Surveyors ([www.aiqs.com.au](http://www.aiqs.com.au))
- The Hong Kong Institute of Surveyors ([www.hkis.org.hk](http://www.hkis.org.hk))
- The Building Surveyors Institute of Japan ([www.bsij.or.jp](http://www.bsij.or.jp))
- Royal Institution of Surveyors Malaysia ([www.rism.org.my](http://www.rism.org.my))
- The New Zealand Institute of Quantity Surveyors ([www.nziqs.co.nz](http://www.nziqs.co.nz))
- The Singapore Institute of Surveyors and valuers ([www.sisv.org.sg](http://www.sisv.org.sg))
- The Association of South African Quantity surveyors ([www.asaqs.co.za](http://www.asaqs.co.za))
- Nigerian Institute of Quantity Surveyors ([www.niqs.org.ng](http://www.niqs.org.ng))
- Jamaican Institute of Quantity Surveyors ([www.jiqs.com](http://www.jiqs.com))
- The Institute of Quantity Surveyors Sri Lanka ([www.iqssl.lk](http://www.iqssl.lk))

Through these signed memoranda and reciprocity agreements, qualified members of the CIQS are recognized (with some restrictions) by the other Institutions and vice versa.

The CIQS also signed the PAQS Accreditation Scheme in August 2009. All universities and colleges accredited by PAQS are recognized as equivalent academic qualification by all member national associations that sign the PAQS Accreditation Scheme.



## **Professional Conduct, Ethics & Discipline**

In order to protect the integrity of the Institute and its members, strict guidelines, outlined in the Institute's Rules & Regulations and its Code of Ethics, are enforced. CIQS will consider complaints, given under oath, to suspend or cancel the membership of any member whom it finds guilty of misconduct or incompetence, and to record all such complaints. The CIQS Rules & Regulations set out principles of ethics and professional conduct, including the duties of a member to the public, to his/her employer, to other members of CIQS, and to him or herself.

## **Quarterly Journal**

The Construction Economist is the official journal of the Canadian Institute of Quantity Surveyors. It is provided free of charge to each member as part of his/her membership. The Construction Economist provides up-to-date information on the Institute, technical articles as well as information on past and upcoming Institute's events. It is published quarterly and past issues are available on the Institute's website.

## **Professional Designations**

Qualified individuals are those who successfully complete the appropriate Test of Professional Experience (TPE). These individuals are awarded the professional designations of:

- Professional Quantity Surveyor (PQS) / Économiste en Construction Agréé (ECA), or
- Construction Estimator Certified (CEC) / Estimateur en Construction Certifié (ECC).

Qualified members may use the designatory letters of "PQS" and the title "Professional Quantity Surveyor" or the French equivalent of "ECA" and the title "Économiste en Construction Agréé" or "CEC" and the title "Construction Estimator Certified" or the French equivalent of "ECC" and the title "Estimateur en Construction Certifié". For details on the TPE, please refer to page 12.



## **The Duties of a PQS/ECA**

The duties of a Professional Quantity Surveyor (PQS)/Économistes en Construction Agréé (ECA) include, but are not limited to the following:

- preparing and pricing quantity take-offs including analytic estimating for various types and forms of construction;
- preparing bills of quantities;
- identifying, prequalifying, evaluating, analyzing and selecting contractors and other supplied services and products;
- reviewing relevant project documentation, tender and contract documents;
- preparing tender/proposal evaluation criteria;
- preparing, pricing and submitting tenders/proposals;
- reviewing, evaluating, analyzing, negotiating and recommending for award tender/proposal submissions;
- developing, preparing, pricing and negotiating changes/claims;
- managing, administering and coordinating construction projects/contracts;
- assisting and supporting negotiation with construction project stakeholders;
- assessing applications for payment and verifying and supporting the process of payment certification;
- reviewing construction progress schedules;
- preparing, forecasting and reporting construction costs;
- preparing cash flows;
- preparing and maintaining unit price reference databases;
- preparing economic feasibility studies from information provided by construction stakeholders;
- preparing life cycle cost analysis and development proformas for construction stakeholders;
- identifying, evaluating, analyzing and managing risk;
- preparing and reviewing reserve fund study cost analysis;
- preparing and reviewing replacement and loss cost analysis;
- providing advice on construction cost control and planning to construction stakeholders;
- preparing tender packages consisting of bills of quantities, specifications, scopes of work and relevant project documentation;
- preparing and monitoring construction progress schedules;
- establishing and implementing the cost control process;
- providing project monitoring services and loan monitoring services;
- providing independent certification services and payment certification services;
- providing earned value analysis;
- evaluating changes and finalizing contract amount at close-out;
- collaborating in value management strategies;
- supporting the process of the resolution of contract disputes; and
- providing expert assessments, reports and testimony.

## **The Duties of a CEC/ECC**

The duties of a Construction Estimator Certified (CEC)/Estimateur en Construction Certifié (ECC) include, but are not limited to the following:

- a. preparing and pricing quantity take-offs including analytic estimating for various types and forms of construction;
- b. preparing bills of quantities;
- c. identifying, prequalifying, evaluating, analyzing and selecting contractors and other supplied services and products;
- d. reviewing relevant project documentation, tender and contract documents;
- e. preparing tender/proposal evaluation criteria;
- f. preparing, pricing and submitting tenders/proposals;
- g. reviewing, evaluating, analyzing, negotiating and recommending for award tender/proposal submissions;
- h. developing, preparing, pricing and negotiating changes/claims;
- i. managing, administering and coordinating construction projects/contracts;
- j. assisting and supporting negotiation with construction project stakeholders;
- k. assessing applications for payment and verifying and supporting the process of payment certification;
- l. reviewing construction progress schedules;



- m. preparing, forecasting and reporting construction costs;
- n. preparing cash flows; and
- o. preparing and maintaining unit price reference databases;



## **Membership**

Applying for membership in the Institute is quite simple: complete the application form online, attach all relevant documentation and application fee, and submit directly to the CIQS. Each application is reviewed, and the applicant informed of the number of academic credits granted, the amount of industry experience accepted (if any), the subjects and industry experience outstanding as well as the category of membership granted and the required membership fee. The initial category of membership awarded is dependent on academic qualifications and approved industry experience. To achieve the professional membership levels (PQS/ECA & CEC/ECC) of the Institute, each member must complete the appropriate Test of Professional Experience (TPE) of the CIQS. For details on the TPE please refer to page 13.

The Institute recognizes many colleges and universities both nationally and internationally as fully accredited. Graduates from these institutions are granted full exemption from the academic requirements of the Institute. Colleges and universities that do not meet the full requirements of the CIQS syllabus are classified as “approved” and graduates from these institutions are required to pass the outstanding subjects required for the PQS/ECA or CEC/ECC designations.

Provisions are made for those who have equivalent professional and trade certifications as well as for those who have been working in the industry for an extended period of time.

See Membership Classifications on Page 11 and the Membership Pathways section beginning on Page 22 for an overview of the various membership classifications and the various pathways to becoming a PQS/ECA or CEC/ECC.

### **Application for membership - Within Canada**

Applications for membership can be made online at [www.ciqs.org](http://www.ciqs.org) and must be accompanied by the prescribed application fee. The applicant must also include documentary evidence of education status and full descriptions of courses completed for which exemptions are being sought.

### **Application for membership - Outside of Canada**

Persons residing outside of Canada may apply directly to the CIQS as a member at large.



## **Membership Classifications**

The CIQS encourages all non-qualified individuals to complete the outstanding section(s) of the Test of Professional Experience (TPE) in order to achieve the professional membership levels of Professional Quantity Surveyor (PQS)/Économistes en Construction Agréé (ECA) and Construction Estimator Certified (CEC)/Estimateur en Construction Certifié (ECC). The various categories of membership are:

### **Professional Quantity Surveyor (PQS)/Économistes en Construction Agréé (ECA):**

Members belonging to this category include:

- (a) an individual who has successfully completed the TPE for the PQS/ECA designation as defined by the Institute, or
- (b) an individual who is qualified as a FRICS or MRICS with the Royal Institution of Chartered Surveyors (RICS) whose primary professional discipline is quantity surveying as noted in the Education Policy Guidance Note #B9.

Qualified members in this category may use the designatory letters “PQS” and the title “Professional Quantity Surveyor” or the French equivalent of “ECA” and the title “Économiste en Construction Agréé”.

### **Construction Estimator Certified (CEC)/Estimateur en Construction Certifié (ECC):**

Members belonging to this category include:

- (a) an individual who has successfully completed the TPE for the CEC/ECC designation as defined by the Institute, or
- (b) an individual who has the required mechanical or electrical, or
- (c) an individual who has been admitted to sit the Direct Final Examination for PQS/ECA, or
- (d) an individual who has been admitted to sit the Mature Candidate Examination for PQS/ECA, or
- (e) an individual who has equivalent professional qualification but has not completed the TPE requirements for PQS/ECA, or
- (f) An individual who is a Canadian Construction Association (CCA) Gold Seal Certified Estimator (GSC).

Qualified members in this category may use the designatory letters “CEC” and the title “Construction Estimator Certified” or the French equivalent of “ECC” and the title “Estimateur en Construction Certifié”.





### **Associate Category:**

Individuals belonging to this category include:

- (a) An individual who has not completed the TPE for either the Professional Quantity Surveyor (PQS)/Économistes en Construction Agréé (ECA) or Construction Estimator Certified (CEC)/Estimateur en Construction Certifié (ECC), or
- (b) An individual who has attained the equivalent of PQS/ECA through recognized overseas professional associations, but has not completed the relevant TPE, or
- (c) An individual who has been admitted to sit the direct final examinations for CEC/ECC, or
- (d) An individual who is studying towards passing the Institute's examinations and who is not a full-time student, or
- (e) An individual that is gainfully or self-employed in or associated with the construction industry whose membership in the Institute would be of value to the Institute.

### **Student - Full time:**

An individual registered as a full time student in a full time approved program of study.

### **Others:**

Other membership categories that may be implemented at the discretion of the CIQS: Fellow, Retired and Honorary Life Members.



## **The Test of Professional Experience**

The Professional Quantity Surveyor (PQS)/Économiste en Construction Agréé (ECA) is the highest level of membership in the CIQS followed by the Construction Estimator Certified (CEC)/Estimateur en Construction Certifié (ECC). This means that the quality of work and ethics of these members reflect the high standards of the Institute. To ensure that they have gained the required minimum level of practical experience in addition to the academic requirements, the CIQS has implemented the Test of Professional Experience (TPE). All members must successfully complete the requisite TPE before the CIQS grants the designations of Professional Quantity Surveyor (PQS) or Économiste en Construction Agréé (ECA) and Construction Estimator Certified (CEC)/Estimateur en Construction Certifié (ECC).

The TPE program comprises of Four (4) parts:

- Part (a) The required academic, professional or trade qualifications requisite for the designation applied for,
- Part (b) A structured training period of at least 2 years of approved industry working experience and the submission of diaries to record approved industry work experience based on Section 6.2
  - Areas of Approved Experience on Page 18, and
- Part (c) Practice problem which comprises two sections:
  - (a) a study of the CIQS By-Laws, CIQS Rules & Regulations and the CIQS Code of Ethics, and
  - (b) a project.
- Part (d) A professional Interview

## **TPE Part (a) - Education, Equivalent Professional Qualification & Trade Certification**

The academic requirements for the PQS/ECA and CEC/ECC membership levels in the CIQS are based on the CIQS syllabi. There are currently three (3) divisions – architectural, mechanical and electrical. The Institute is considering the addition of a civil division. Currently, the Architectural Division has 25 subjects, the Mechanical Division has 26 subjects and the Electrical Division has 27 subjects. The subjects are further divided into three (3) levels - Level 100, 200 and 300 and are coded for easy identifications. The first character indicates the division of the subjects: “C” represents a subject that is common to all three (3) divisions; “A” means that the subject is Architectural only; “M” means that the subject is Mechanical only and “E” means that the subject is Electrical only. See Pages 32 to 40 for details on each subject.

National and international college and university programs that meet the full requirements of the CIQS are classified as “fully accredited” and graduates from these programs are granted full exemption from the CIQS subjects. Programs that do not meet the full requirements are classified as “approved” and graduates from these programs are required to pass the outstanding subjects required for the CEC/ECC and the PQS/ECA designations. As noted previously, all members must also complete the required approved industry experience and the TPE requirements before the PQS/ECA or the CEC/ECC designation is awarded.

Click “Accredited Programs” under the “Education” tab at [www.ciqs.org](http://www.ciqs.org) for a complete list of accredited programs. Any program that is not on the list of “fully accredited” or “approved” programs will be assessed upon application to the Institute. These include national and overseas educational programs, professional and trade certifications.



### **TPE Part (a) – Architectural Academic Requirements**

Level	Subject #	Table 1 - Architectural Division	Subjects Required For:	
			PQS	CEC
100	C101	Construction Science	√	
	A102	Construction Technology I	√	√
	A103	Measurement of Construction Work I	√	√
	A104	Surveying - Principles & Applications	√	√
	C105	Introduction to Computers	√	
	C106	Economics I	√	√
	C107	Introduction to Canadian Business Law	√	
	C108	Basic Business Communications	√	√
200	A201	Construction Technology II	√	√
	A202	Measurement of Construction Work II	√	√
	C203	Construction Cost Accounting	√	
	C204	Construction Contracts	√	√
	C205	Construction Management	√	
	C206	Economics II	√	
	A207	Construction Technology III	√	√
	A208	National Building Code	√	√
300	A301	Measurement of Construction Work III	√	√
	A302	Measurement of Construction Work - Practical Exam	√	√
	A303	Pricing & Bidding Procedures	√	√
	C304	Contract Administration	√	
	C305	Construction Cost Control	√	
	A306	Measurement & Pricing of Civil Works	√	√
	C307	Construction Scheduling	√	
	C308	Cost Planning	√	
	C309	Development Economics	√	
		<b>Total</b>	<b>25</b>	<b>14</b>



**TPE Part (a) – Mechanical Academic Requirements**

Level	Subject #	Table 2 - Mechanical Division	Subjects Required For:	
			PQS	CEC
100	C101	Construction Science	√	
	M102	Mechanical Technology I	√	√
	M103	Measurement of Mechanical Work I	√	√
	M104	Plumbing & Fire Protection Design	√	√
	C105	Introduction to Computers	√	
	C106	Economics I	√	√
	C107	Introduction to Canadian Business Law	√	
	C108	Basic Business Communications	√	√
	M109	Heating, Ventilation & Air Conditioning Design	√	√
200	M201	Mechanical Technology II	√	√
	M202	Measurement of Mechanical Work II	√	√
	C203	Construction Cost Accounting	√	
	C204	Construction Contracts	√	√
	C205	Construction Management	√	
	C206	Economics II	√	
	M207	Mechanical Technology III	√	√
	M208	Refrigeration, Automatic Controls, Insulation	√	√
300	M301	Measurement of Mechanical Work III	√	√
	M302	Measurement of Mechanical Work - Practical Exam	√	√
	M303	Pricing and Bidding Procedures	√	√
	C304	Contract Administration	√	
	C305	Construction Cost Control	√	
	M306	Industrial Piping	√	√
	C307	Construction Scheduling	√	
	C308	Cost Planning	√	
	C309	Development Economics	√	
		<b>Total</b>	<b>26</b>	<b>15</b>



### **TPE Part (a) – Electrical Academic Requirements**

Level	Subject #	Table 3 - Electrical Division	Subjects Required For:	
			PQS	CEC
100	C101	Construction Science	√	
	E102	Electrical Fundamentals*	√	√
	E103	Electrical Technology I (formerly E102)	√	√
	E104	Measurement of Electrical Work I (formerly E103)	√	√
	C105	Introduction to Computers	√	
	C106	Economics I	√	√
	C107	Introduction to Canadian Business Law	√	
	C108	Basic Business Communications	√	√
	E109	Electrical Code I	√	√
200	E201	Electrical Technology II	√	√
	E202	Measurement of Electrical Work II	√	√
	C203	Construction Cost Accounting	√	
	C204	Construction Contracts	√	√
	C205	Construction Management	√	
	C206	Economics II	√	
	E207	Electrical Technology III	√	√
	E208	Mechanical Installations	√	√
	E209	Electrical Code II	√	√
300	E301	Measurement of Electrical Work III	√	√
	E302	Measurement of Electrical Work - Practical Exam	√	√
	E303	Pricing and Bidding Procedures	√	√
	C304	Contract Administration	√	
	C305	Construction Cost Control	√	
	E306	Power Generation Technologies	√	√
	C307	Construction Scheduling	√	
	C308	Cost Planning	√	
	C309	Development Economics	√	
		<b>Total</b>	<b>27</b>	<b>16</b>

*\*The above Electrical syllabus is effective as of May 1, 2022. The syllabus pre-May 1, 2022 does not include E102 Electrical Fundamentals, but does include E104 Illumination Design.*



## **TPE Part (a) - Examinations and Obtaining Credits**

For applicants who have subjects outstanding or for students who are contemplating making quantity surveying their profession, there are several choices available to gain the required academic credits:

### **Option 1 - Write the CIQS examination for the subject**

- The Institute offers examinations on most of the subjects annually with three (3) sessions in February, May, and October. Please refer to the Institute examination calendar for the availability of specific examinations since some examinations are set on an as-needed basis.
- Applicants are encouraged to map out their route for CEC/ECC or PQS/ECA levels to allow themselves adequate time for study. The examination schedule and online registration form is available at [www.ciqs.org](http://www.ciqs.org) under the “Education” tab. Remember, it takes time to accumulate the required textbooks.
- Applicants need to obtain a copy of the CIQS syllabus for the subject(s) they are required to complete. The syllabus, available under the “Education” tab at [www.ciqs.org](http://www.ciqs.org), contains course descriptions and required textbooks for each subject. The syllabus also includes a required reading list for each subject. You may purchase the books (publishers listed in the syllabus) or borrow from a library.
- Applicants will receive acknowledgement of their examination registration along with a candidate number from the CIQS.

### **Option 2 - Enroll in an accredited equivalent continuing education course**

- Click on “Accredited Continuing Education Courses” under the “Education” tab at [www.ciqs.org](http://www.ciqs.org) for a complete listing of continuing education courses that have been accredited by the Institute.
- Register directly with the educational institution (Algonquin College, George Brown College, SAIT, etc.).
- When you have successfully completed the continuing education course, send a copy of your transcript of record to [membership@ciqs.org](mailto:membership@ciqs.org) to obtain a credit in that subject.

### **Option 3 – Enroll in an accredited full time or continuing education program**

- Click “Accredited Programs” under the “Education” tab at [www.ciqs.org](http://www.ciqs.org) for a complete list of accredited programs.
- When you have successfully completed the program, send a copy of your transcript of record to [membership@ciqs.org](mailto:membership@ciqs.org) to obtain credits.

### **Publications**

The Institute publishes a number of texts, explanatory booklets and technical publications, including:

- Method of Measurement of Construction Works
- Elemental Cost Analysis, Format, Method of Measurement, Pricing including Measurement of Buildings by Area & Volume
- Construction Budgeting
- Canadian Building Law
- Construction Planning and Scheduling: An Introduction
- Construction Project Development: Economics, Financing and Loan Monitoring Practices
- Smart Economics in the Development of Real Estate
- Construction Project Development

All publications are available from CIQS Online bookstore. Visit [www.ciqs.org](http://www.ciqs.org) for a complete list and order form.



## **TPE Part (b) – Structured Training Period**

Individuals must complete a minimum of 2 years of approved industry work experience based on the membership pathway for which they qualify. In addition, all individuals must record and submit work diaries for the minimum number of working hours of approved industry experience for the qualified membership category they hope to obtain.

The work diaries are subjected to the following rules:

- Individuals must apply to the Institute for permission to start their diaries.
- A diary package will be provided with instructions and the diary forms once the application has been approved.
- An individual cannot start his/her daily diaries until all the conditions of his/her membership pathway are met.
- The start date for diary entries is that as stated in the letter of approval from the Institute.
- Credit for work done in the past is not automatic. Individuals seeking credit for past industry experience must apply to the Institute for approval. The Institute will assess whether such past industry experience is valid and will determine the amount of credit, if any, to be awarded.
- Daily diaries must be submitted on a quarterly basis until the required minimum number working hours of approved industry experience is achieved. This means that a member may be required to submit diaries beyond the hours stated if the required amount of approved working experience is not met.
- The CIQS has determined areas of approved experience that each individual must complete before they are deemed qualified.
- The areas of approved experience are divided into two sections – Section 6.2.1 (Core) and Section 6.2.2 (Optional). See below.
- Individuals are required to complete daily diaries for a set minimum of working hours on the Areas of Approved Experience based on the qualified membership level they are applying for.
- Candidates are required to attend an interview to discuss their professional experience.

## **TPE Part (b) – Section 6.2: Areas of Approved Experience**

### **Section 6.2.1 Core Requirements**

- 6.2.1.1 - Budgeting including Preparing and Using Historical Cost Data
- 6.2.1.2 - Quantity Take-off
- 6.2.1.3 - Contract Documents Review & Preparation of Bid Packages
- 6.2.1.4 - Site Visits, Evaluating Site Conditions including Location
- 6.2.1.5 - Estimating and/or Negotiating Change Orders
- 6.2.1.6 - Pricing Analysis including Preparation of Progress Cash Flow Charts
- 6.2.1.7 - Preparing, Monitoring and Finalizing Progress Claims

### **Section 6.2.2 Optional Requirements**

- 6.2.2.1 - Feasibility Studies
- 6.2.2.2 - Reserve Fund Studies/Costs
- 6.2.2.3 - Life Cycle Costing Studies
- 6.2.2.4 - Receiving & Analysis of Tenders, Recommendations & Awarding Trades/Sub-Trades
- 6.2.2.5 - Pricing Building Elements including Materials, Labour and Equipment
- 6.2.2.6 - Cost Control
- 6.2.2.7 - Preparing Bills of Quantities/Schedule of Quantities and Material Schedules
- 6.2.2.8 - Monitoring Construction Costs against Budget
- 6.2.2.9 - Preparing Construction Claims



- 6.2.2.10 - Administering Contracts including Making Progress Payments
- 6.2.2.11 - Preparing and Monitoring Construction Schedule
- 6.2.2.12 - Finalize Actual Construction Cost Data
- 6.2.2.13 - Database
- 6.2.2.14 - Review of Reports
- 6.2.2.15 - Review of Revenue
- 6.2.2.16 - Independent Certification
- 6.2.2.17 - CPD Credits

### **TPE Part (b) – Range of Experience/Diary Requirements**

The diary requirements fall into three (3) categories:

- Class D1 for the CEC/ECC designation,
- Class D2 for upgrading from the CEC/ECC to the PQS/ECA designation, and
- Class D3 for the PQS/ECA designation.

The diary requirements are:

#### **Class D1 Diary Requirements**

Based on Areas of Approved Experience (Section 6.2 on Page 18), the range of experience and duration of diaries in this category is a minimum of 900 working hours comprising:

- a) Section 6.2.1 Core Requirements: At least 720 working hours covering not less than any three (3) sub-sections with a minimum of 40 working hours per sub-section,  
***Plus***
- b) Section 6.2.2 Optional Requirements: At least 180 working hours covering at least any three (3) sub-sections with a minimum of 24 working hours per sub-section. Please note the condition of Sub-Section 6.2.2.17 CPD Credits – only a maximum of 8 hours per annum is allowed.

#### **Class D2 Diary Requirements**

Based on Areas of Approved Experience (Section 6.2 on Page 18), the range of experience and duration of diaries in this category is a minimum of 900 working hours comprising:

- a) Section 6.2.1 Core Requirements: At least 720 working hours covering not less than five (5) sub-sections with a minimum of 40 working hours per sub-section,  
***Plus***
- b) Section 6.2.2 Optional Requirements: At least 180 working hours covering not less than five (5) sub-sections with a minimum of 24 working hours per sub-section. Please note the condition of Sub-Section 6.2.2.17 CPD Credits – only a maximum of 8 hours per annum is allowed.

#### **Class D3 Diary Requirements**

Based on Areas of Approved Experience (Section 6.2 on Page 18), the range of experience and duration of diaries that must be covered in this category is a minimum of 1,800 working hours comprising:

- a) Section 6.2.1 Core Requirements: At least 1,440 working hours covering not less than five (5) sub-sections with a minimum of 80 working hours per sub-section,  
***Plus***
- b) Section 6.2.2 Optional Requirements: At least 360 working hours covering not less than five





(5) sub-sections with a minimum of 40 working hours per Sub-Section. Please note the condition of Sub-Section 6.2.2.17 CPD Credits – only a maximum of 8 hours per annum is allowed for a total of 16 hours.

TPE APPROVED WORKING EXPERIENCE DAILY DIARY REQUIREMENTS									
Section 6.2 - Areas of Required Experience	Class D1 Diary Requirements			Class D2 Diary Requirements			Class D3 Diary Requirements		
	Minimum Sub- Sections Required	Minimum Working Hours Per Sub- Section	Total	Minimum Sub- Sections Required	Minimum Working Hours Per Sub- Section	Total	Minimum Sub- Sections Required	Minimum Working Hours Per Sub- Section	Total
<b>Sub-Section 6.2.1 - Mandatory Requirements</b>									
6.2.1.1	Minimum of any 3 Sub- Sections	40	720	Minimum of any 5 Sub- Sections	40	720	Minimum of any 5 Sub- Sections	80	1,440
6.2.1.2									
6.2.1.3									
6.2.1.4									
6.2.1.5									
6.2.1.6									
6.2.1.7									
<b>Sub-Section 6.2.2 - Additional Optional Requirements</b>									
6.2.2.1	At Least 3 Sub- Sections	24	180	At Least 5 sub-sections	24	180	At Least 5 sub-sections	40	360
6.2.2.2									
6.2.2.3									
6.2.2.4									
6.2.2.5									
6.2.2.6									
6.2.2.7									
6.2.2.8									
6.2.2.9									
6.2.2.10									
6.2.2.11									
6.2.2.12									
6.2.2.13									
6.2.2.14									
6.2.2.15									
6.2.2.16									
6.2.2.17									
6.2.2.17		* Max of 8 hrs. per year			* Max of 8 hrs. per year			* Max of 16 hrs.	
<b>Total</b>			<b>900</b>			<b>900</b>			<b>1,800</b>



### **TPE Part (c) – Practice Problem**

The general rules governing the TPE Part (c) – Practice Problem are:

- (1) Candidates are only eligible to attempt the Practice Problem when they have successfully completed Parts (a) and (b) of the TPE,
- (2) Candidates attempting the CEC/ECC designation are exempt from TPE Part (c),
- (3) The practice problem comprises two sections:
  - (a) a study of the CIQS By-Laws, CIQS Rules & Regulations and CIQS Code of Ethics, and
  - (b) a project,
- (4) At least 50% of the Practice Problem shall deal with by-laws, rules and regulations, and professional ethics,
- (5) Candidates will answer the problem in their working environment and will be allowed to use all reference material and other resources normally available to them,
- (6) After completion of the practice problem, candidates may, at the discretion of CIQS, the administrating body, be required to attend an interview,
- (7) The practice problem will be offered on an as-needed basis,
- (8) The passing grade is 60% in each section.

### **TPE Part (d) – Professional Interview**

The general rules governing the TPE Part (d) – Professional Interview are:

- (1) Candidates attempting the CEC/ECC designation are exempted from TPE Part (d),
- (2) Candidates are only eligible to attempt the Professional Interview when they have successfully completed Parts (a), (b), and (c) of the TPE,
- (3) The Professional interview will be of approximately 60 minutes duration,
- (4) The objective of the Professional Interview is to assess the candidate's knowledge of quantity surveying and his/her suitability as a Professional Quantity Surveyor (PQS) Member of the Institute. Candidates will be required to demonstrate and articulate a full understanding and suitable sufficient experience in **all** of the core elements of work deliverables expected of a PQS.



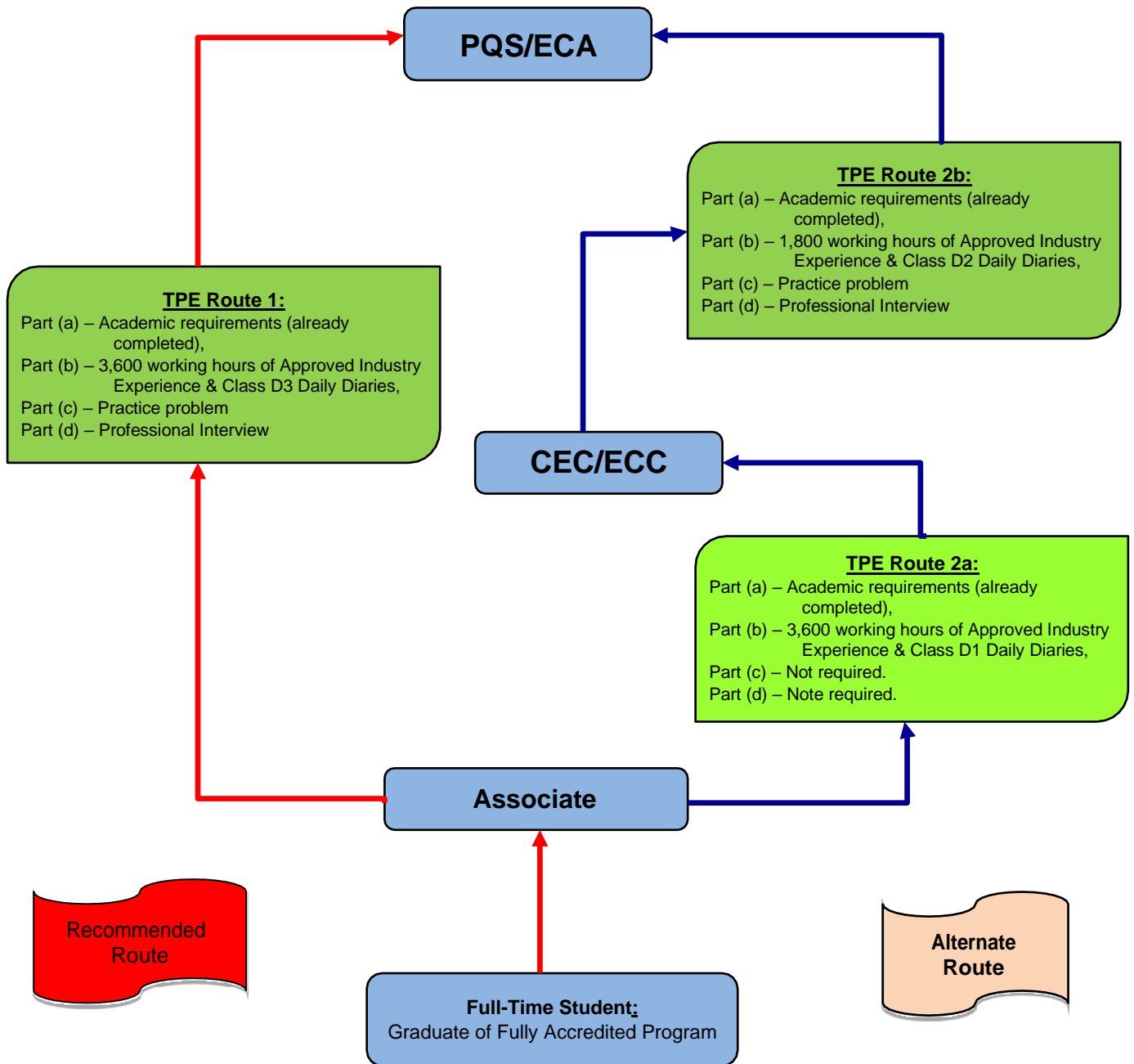
## **Membership Pathways**

As noted, an individual seeking the qualified status of Professional Quantity Surveyor (PQS)/Économiste en Construction Agréé (ECA) or Construction Estimator Certified (CEC)/Estimateur en Construction Certifié (ECC) must complete the requisite TPE requirements. However, these requirements will vary according to the applicant's academic qualifications and approved industry working experience. Typically, the Institute assesses each application individually to determine the most appropriate pathway. Listed below are some of the typical TPE membership pathways (routes):

- (a) Graduates of fully accredited programs – see TPE Routes 1, 2a & 2b on Page 23.
- (b) Graduates of approved accredited programs – see TPE Routes 3, 4a & 4b on Page 24.
- (c) Applicants with engineering, trades or other qualifications – see TPE Route 5 & 6 on Page 25.
- (d) For those that qualify as direct finalist – see TPE Routes 7 & 8 on Page 26.
- (e) For those that qualify as mature candidate – see TPE Route 9 on Page 27.
- (f) For those who qualify through equivalent professional qualification – see TPE Route 10 on Page 28.
- (g) For those who qualify through the RICS professional qualification – see TPE Route 11 on Page 29,
- (h) For CCA Gold Seal Certified estimators – see TPE Route 8 on Page 26.
- (i) For those who qualify through the Professional Experience pathway – See TPE Route 12 on page 30.



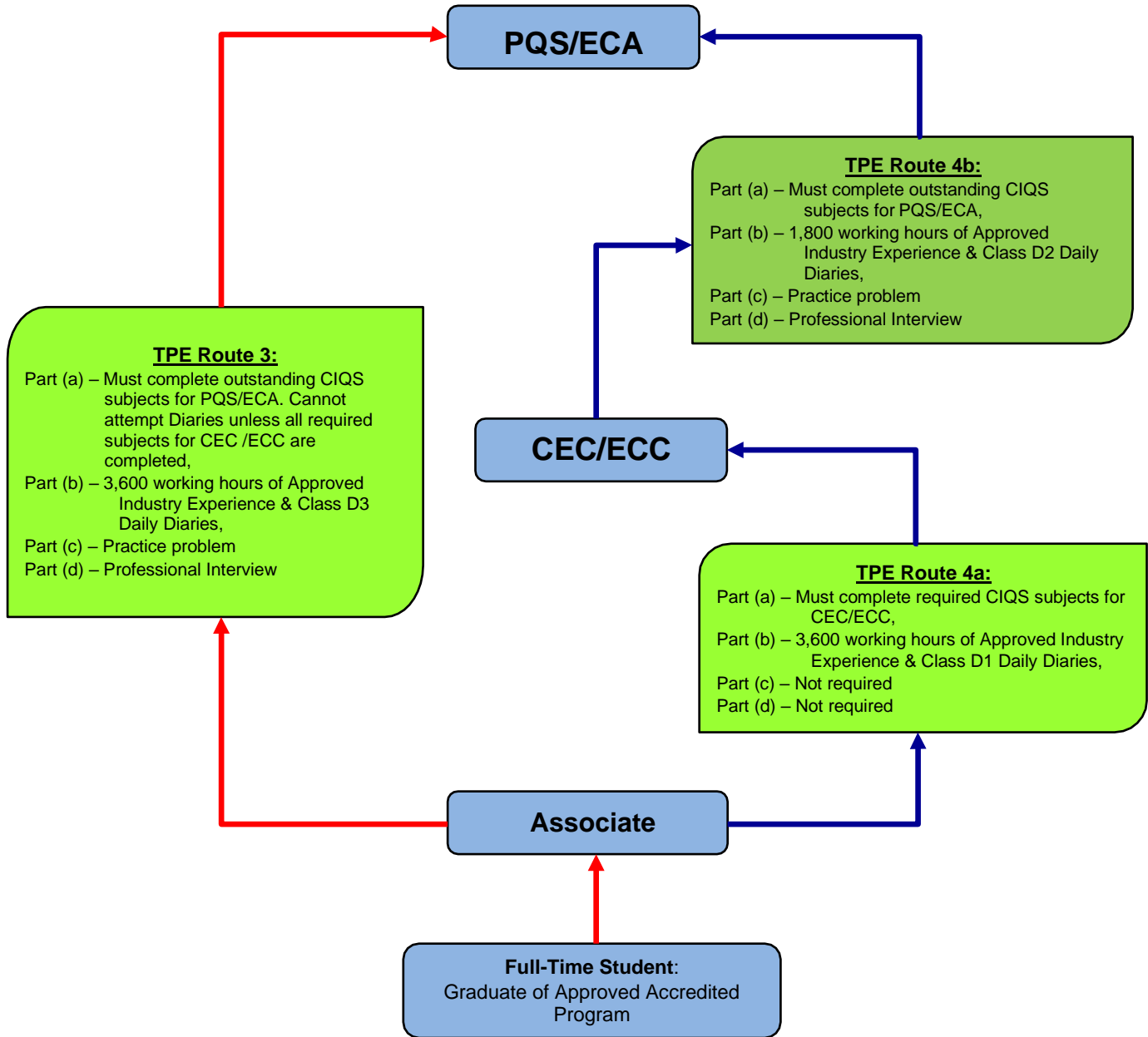
### Pathway – TPE Routes 1, 2a & 2b for Students in Fully Accredited Programs



- Students are encouraged to join the Institute while attending an educational institution - Membership and the quarterly journal (Construction Economist) are free for all students.
- Upon graduation student members are transferred to the associate category.
- The recommended pathway for graduates of fully accredited programs is shown in the red arrow.



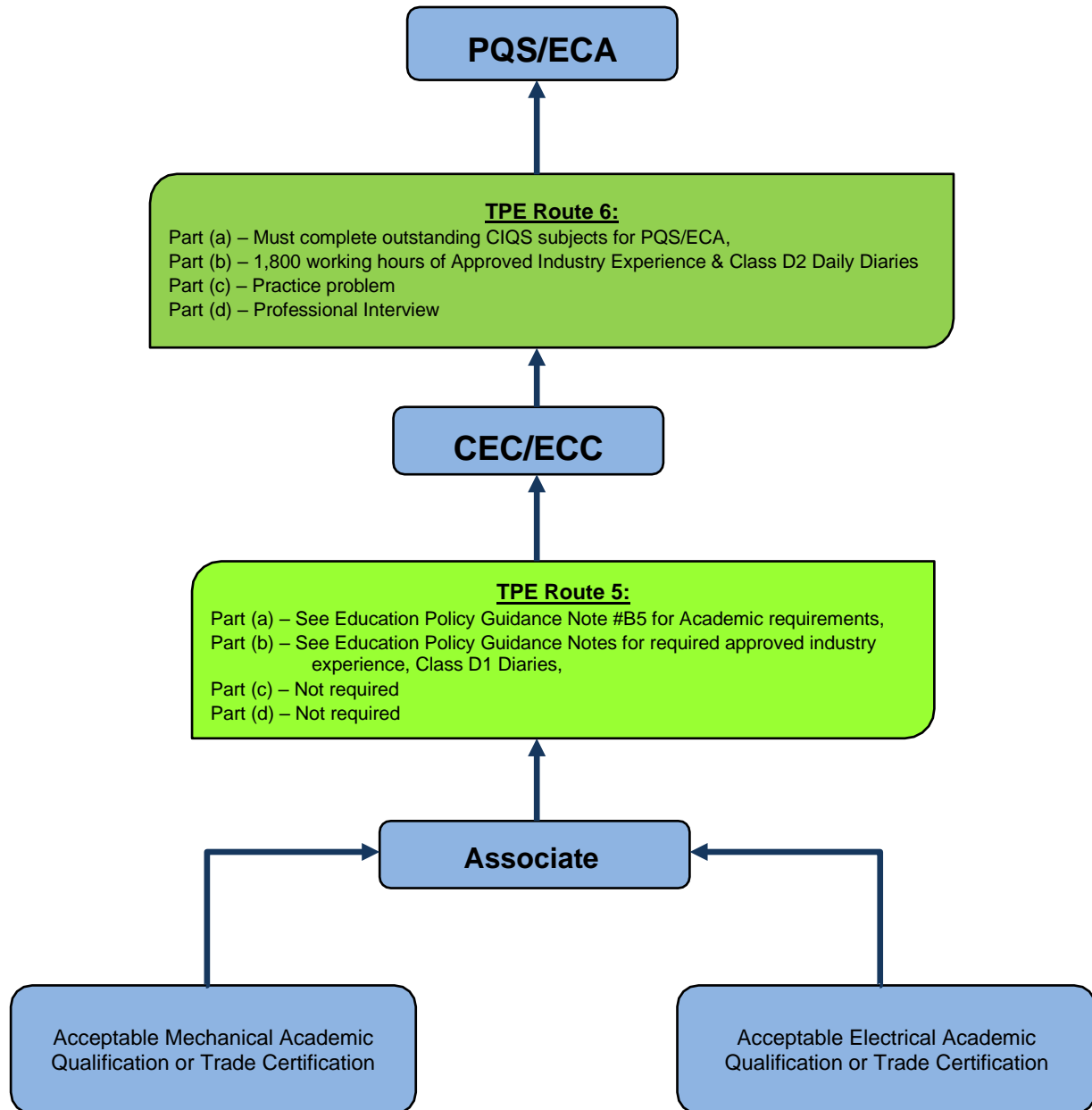
### Pathway – TPE Routes 3, 4a & 4b for Students in Approved Accredited Programs



- Students are encouraged to join the Institute while attending an educational institution. Membership and the quarterly journal (Construction Economist) are free for all students.
- Upon graduation student members are transferred to the associate category.
- Note in TPE Route 3, candidates cannot attempt their Class D3 Diaries until they have completed the required subjects for CEC/ECC.



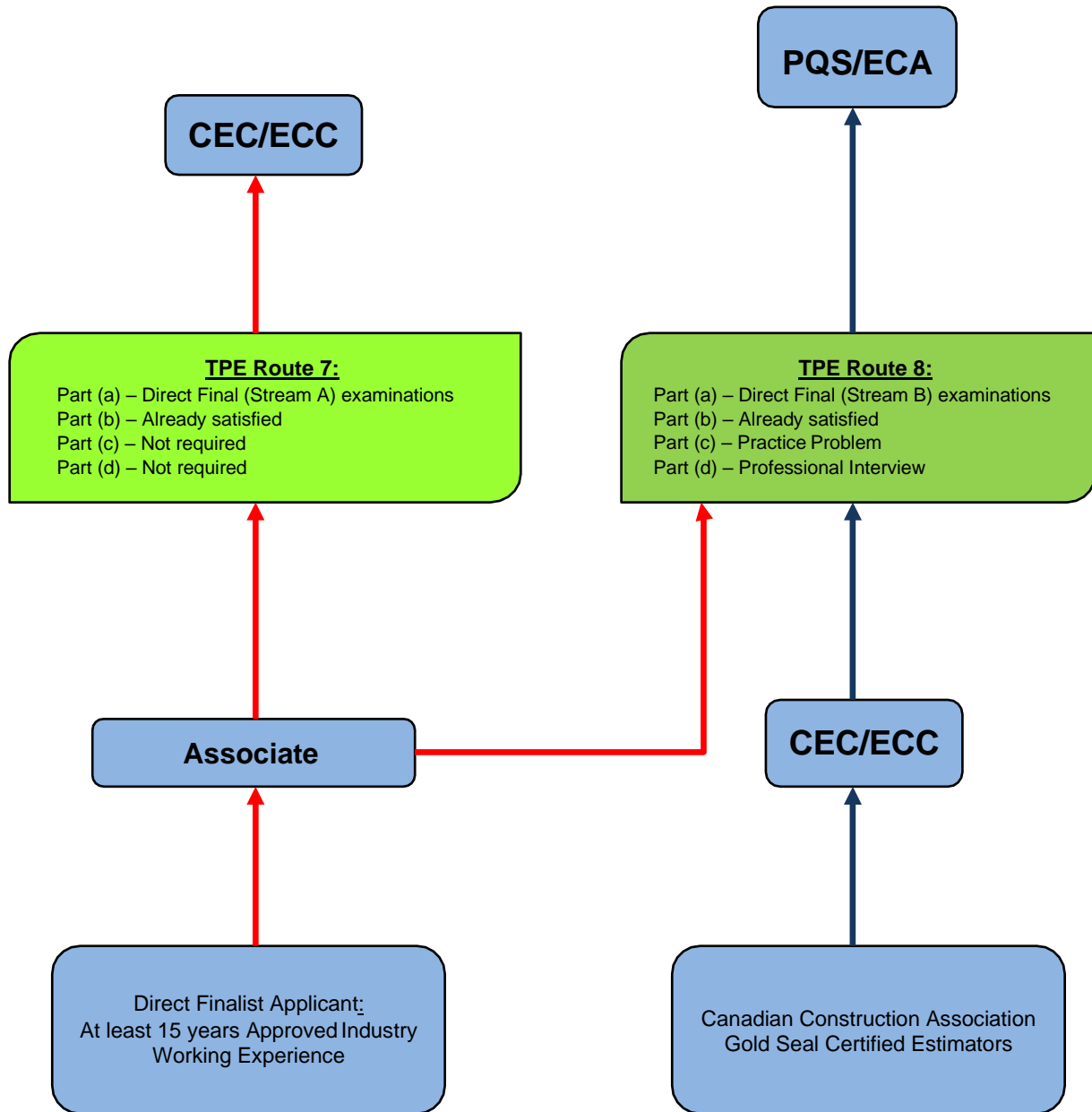
### Pathway – TPE Routes 5 & 6 for Engineering, Trades, Others



Applicants with acceptable academic or trade certification are assessed for academic conformity with the CIQS syllabi and the required approved industry experience as noted in the Education Policy Guidance Note #B5.



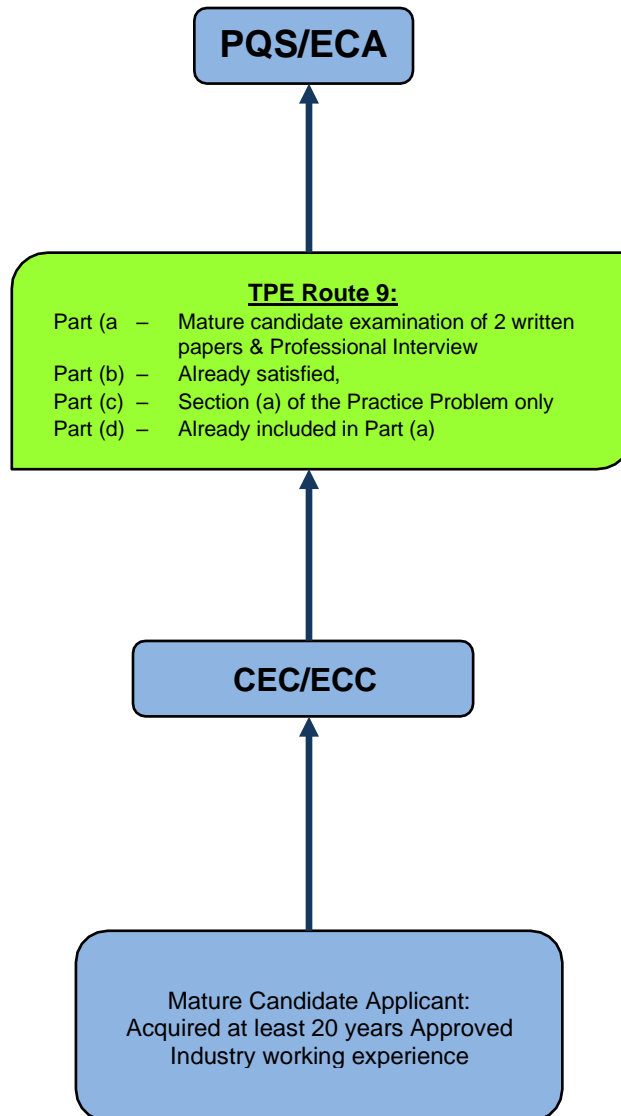
### Pathway – TPE Routes 7 & 8 for Direct Finalist



- The Direct Finalist applicant must have acquired at least 15 years of approved industry experience. These applicants are accepted as Associates.
- The CEC/ECC Direct Final Examination Stream A comprises of subjects #302 (A, M or E), #303 (A, M or E) & #C304.
- The PQS/ECA Direct Final Examination Stream B comprises of subjects #302 (A, M or E), #303 (A, M or E), #C304, #C308 & #C309.



### Pathway – TPE Route 9 for Mature Candidate

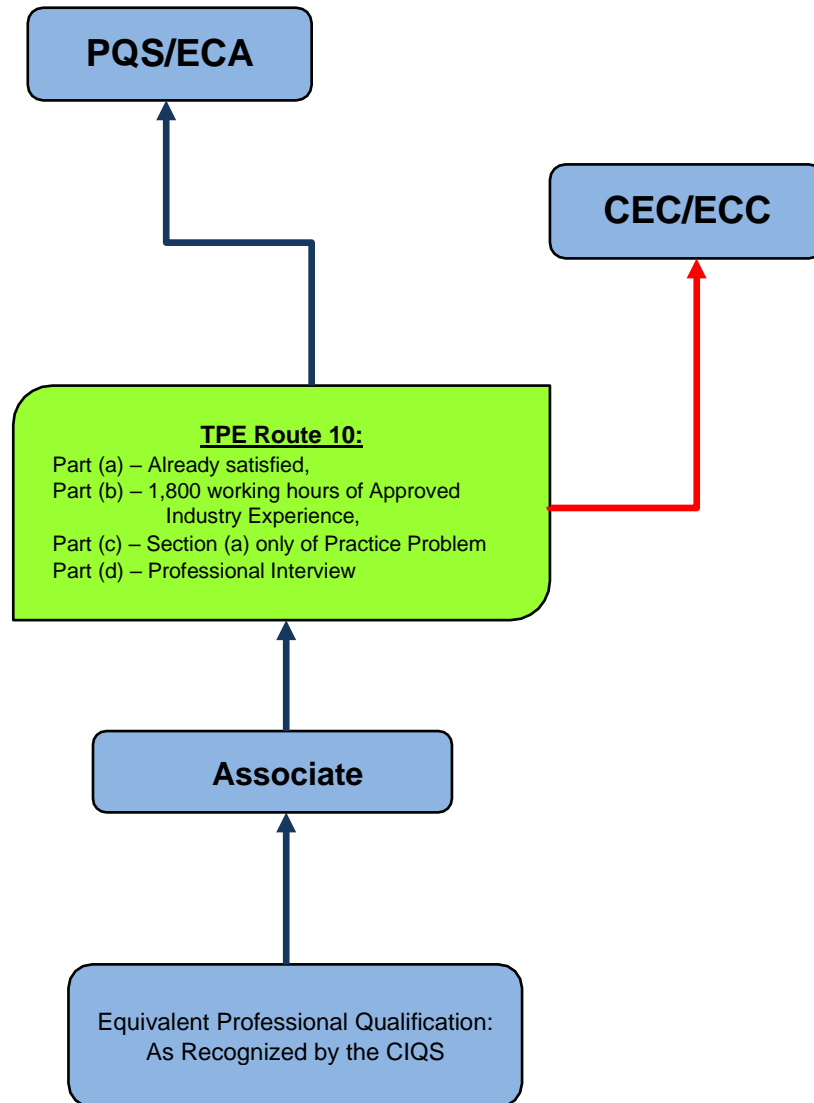


- Applicants for the Mature Candidate Pathway must have acquired at least 20 years of approved working experience.
- The Mature Candidate Examination comprises two written papers and an oral examination. The subjects of the papers are chosen by the CIQS from a list of subjects submitted by the member. The papers are subjected to special conditions and must not be less than 1000 words. The papers are reviewed by the CIQS prior to the oral examination.
- The oral examination lasts approximately 45 minutes. The purpose of the oral examination is to objectively assess the suitability of the candidate for membership in the Institute and his/her knowledge of the subjects of the written papers.
- Only one attempt through the Mature Candidate pathway is allowed.





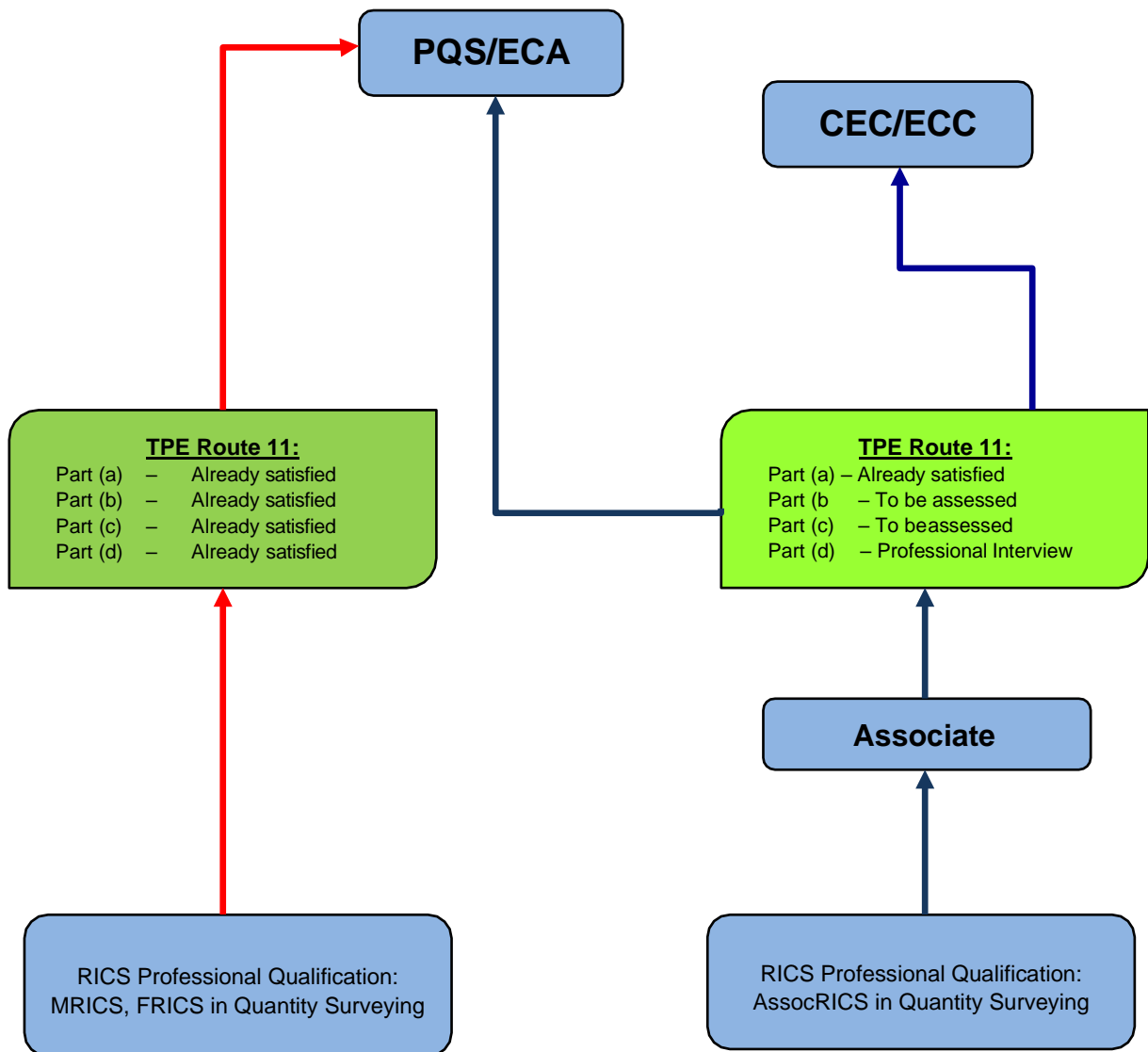
## Pathway – TPE Route 10 for Equivalent Professional Qualification



- Applicants with equivalent professional qualification as recognized by the CIQS are accepted as associates. Equivalent professional qualification included applicants who are certified by other institutions that have signed reciprocity agreements with the CIQS. However, each reciprocity agreement will have specific restrictions and these are taken into consideration when the application is being assessed.
- Associates with the required approved industry experience are allowed to sit Part (c) of the TPE practice problem. All others are required to obtain 1,800 working hours of approved industry experience before they can attempt Part (c) of the TPE Practice Problem.
- Individuals in this TPE Route may choose to become a CEC/ECC when that requirement is met.



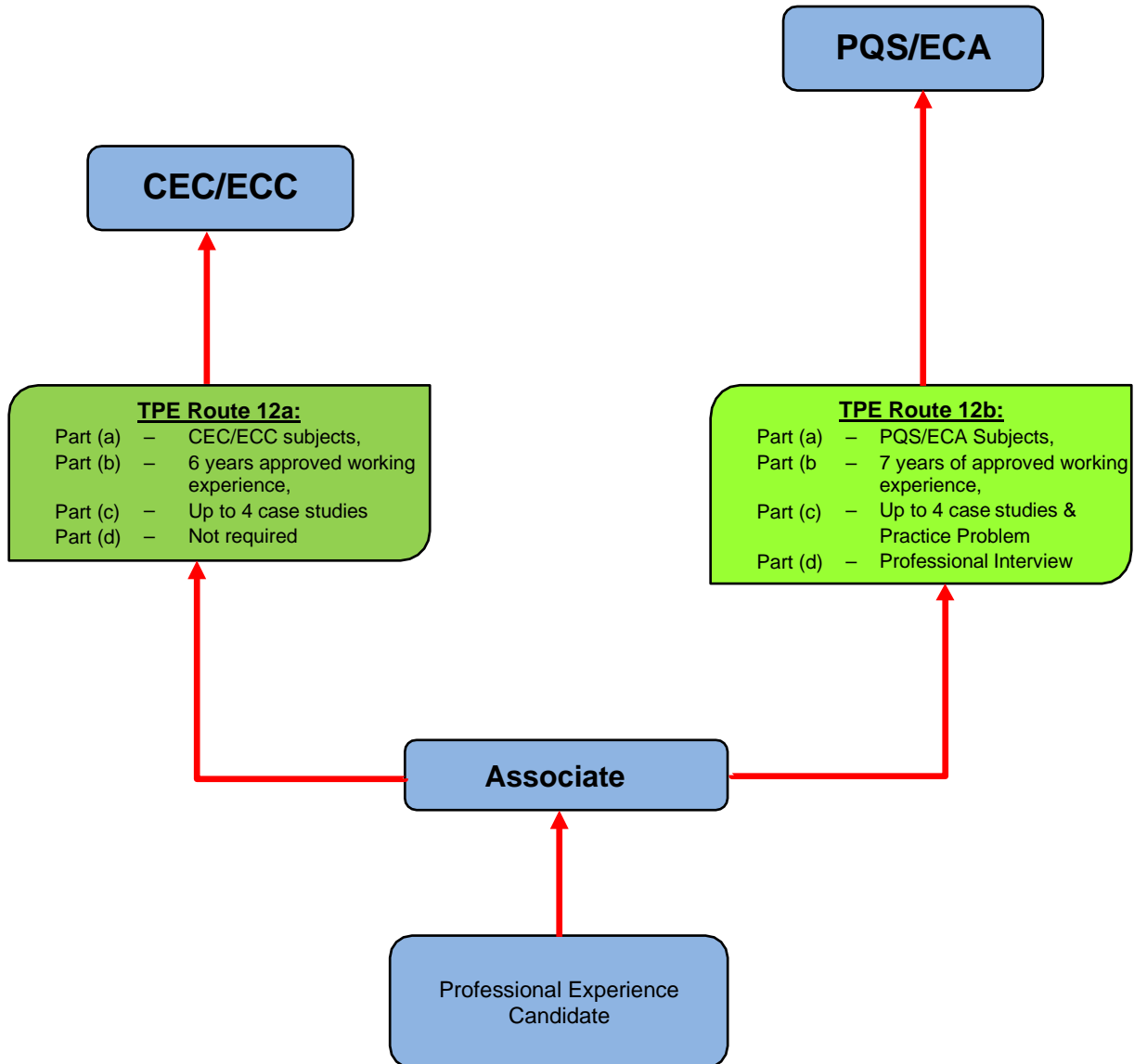
### Pathway – TPE Route 11 for RICS Professional Qualification



- Only those RICS members whose primary discipline is quantity surveying qualify for this TPE route for entry into the CIQS.
- AssocRICS qualified applicants will be assessed individually to determine conformity with the CIQS TPE requirements. Some applicants may qualify for CEC/ECC.
- MRICS Chartered Quantity Surveyor qualified applicants will be accepted directly as PQS/ECA.
- Individuals in this TPE Route may choose to become a CEC/ECC when that requirement is met.



### Pathway – TPE Route 12 Professional Experience



- Applicants must meet the CIQS academic and approved working experience requirements for the designation they are applying for.
- Applicants must be sponsored by their employers and at least two (2) PQS sponsors.
- If the applicant is self-employed then the applicant must be sponsored by at least three (3) PQS sponsors.
- Applicants must submit up to four (4) case studies to verify that they have met the required Areas of Approved Working Experience.



## **The Next Step – To Be or Not To Be?**

### **For Yourself:**

The preceding pages give a brief overview of the CIQS, its history, its membership categories, the roles and responsibilities of its members and stakeholders and the various pathways to becoming a member. Similar to other professions, the quantity surveying profession in Canada was started by a few members who recognized that the only way the profession would survive and grow is through unity by means of a common association – in our case, the CIQS. The career choices in the quantity surveying profession we enjoy today are a direct result of the efforts of the CIQS in promoting the profession over the years.

Undoubtedly your first question will be, “What’s in it for me?” For a recent graduate, finding that first job can be very difficult. For those wishing to change jobs, you will have to send out numerous resumes and will literally have to “pound the pavement”. Joining a professional association like the CIQS can make this task much easier, giving you the opportunity to network with your peers as well as potential employers. Most job vacancies are not advertised in the daily media but are actually filled from recommendations from within the company; such recommendations come from your peers. Joining and participating in the Institute will be your advertisement to your peers and to potential employers.

There are many other benefits; some can be direct and obvious:

- A valuable and recognized professional designation (PQS/ECA or CEC/ECC),
- Construction Economist Journal (Conecon),
- Frequent newsletters,
- Annual General Meeting (PQS/ECA and CEC/ECC only),
- Local chapter meetings and social events,
- Discounted purchase of publications,
- Member rate access to seminars,
- Access to employer advertised openings,
- Affinity program for car and home insurance discounts,
- Career and educational mentoring and guidance.

Other benefits can be evident but intangible:

- Peer recognition as an educated, skilled and ethical professional,
- Personal networking and problem solving among members who well understand your industry and working environment,
- A written Code of Ethics for all members with its associated disciplinary procedure,
- Advantages from the Institute’s ongoing industry promotional activities,
- Compliance with consulting and individual membership requirements now being requested by several client agencies including federal and provincial departments,
- Opportunities for personal development through involvement in promotional activities,
- A qualification that is transferable throughout Canada and to other countries,
- A qualification recognized by other Canadian industry organizations (e.g. Canadian Construction Association Gold Seal Estimator),
- A qualification recognized by many overseas institutions including the members of the Pacific Association of Quantity Surveyors (PAQS),



- Potential recognition in other future professional associations, both local and overseas, that may be recognized through reciprocity agreements,
- An ongoing, and challenging, continuing professional development program.

### **For the Institute**

Benefits are not all one sided - we need you, just as much as you need us. Our prime goal is the promotion of our profession to the construction industry and its allied professions. Your involvement in our business as a member of the Institute will strengthen and help widen our influence, impact, and recognition. As a member you will have ample opportunity to guide and influence the Institute's growth, direction and policies. Without you we all lose. We need each other to develop the synergy so evident when like minds work together towards a common goal. Together we are more than the sum of our individual parts.

### **For Our Profession**

As a member, you will greatly increase our collective impact on the widening recognition of our profession throughout Canada, at all levels and in all spheres of our personal employment. We can each become an ever-more-important and valued member of any construction team through the increasing use of our expertise gained in a profession that has yet to achieve its fullest potential. The future awaits.





## **Architectural Syllabus**

For complete syllabus details, visit [www.ciqs.org](http://www.ciqs.org)

### **Level 100**

#### **C101 Construction Science**

The student will learn to apply some of the basic laws of physics as they relate to construction and to problems in buildings and other structures, particularly the effects of loads, stress, bending, moisture and temperature changes, acoustics and electrical theory.

#### **A102 Construction Technology I**

This subject introduces the student to the materials and methods used in construction associated with excavation and earth works, concrete works including reinforcing steel, masonry and metals. The purpose is to acquaint the student with the manufacturing process of various materials and the way in which the materials and methods are implemented in a construction project. The contents of this subject cover sections 2, 3, 4 and 5 of MasterFormat.

#### **A103 Measurement of Construction Work I**

This subject introduces the student to basic blueprint reading and the measurement of construction work, including the proper use of the approved CIQS estimate form along with the fundamentals of estimating. This subject will also cover sections 2, 3 and 4 of the CIQS Method of Measurement of Construction Works, published by the Canadian Institute of Quantity Surveyors.

#### **A104 Surveying Principles and Applications**

This subject introduces the student to the equipment, methods and calculations used in land surveying. The student will study the various types of instruments along with the ability to interpret and record data from the various types of surveys and survey drawings.

#### **C105 Introduction to Computers**

This subject will provide a general introduction to computers, application software, hardware, and computer systems. Emphasis is to be placed upon computer literacy topics with the main emphasis upon the use of commercial application software packages for word processing and spreadsheet.

*The Institute does not offer examinations on this subject but will, through evaluation of existing education program, direct the member to appropriate courses.*

#### **C106 Economics I**

This subject introduces the student to the theory of economics and addresses the micro economic policies, issues and debates. This subject along with subject 206, Economics II, will assist the quantity surveyor in predicting price fluctuations and explaining why prices on various projects have fluctuated or may fluctuate, in the future.

#### **C107 Introduction to Canadian Business Law**

This subject is intended as an introduction to the nature and framework of Canadian law, its operation and subdivisions. Emphasis shall be placed upon the study of the law of contract and the law of tort. This subject is to provide a basis for future study of construction contracts and contract administration.

#### **C108 Basic Business and Technical Communications**

This subject helps to prepare students for the complex writing tasks found in the workplace. Students are to learn the difference between informational, persuasive and researched writing. Students learn to express themselves clearly and concisely, focusing on audience and purpose.



## **Architectural Syllabus (continued)**

For complete syllabus details, visit [www.ciqs.org](http://www.ciqs.org)

### **Level 200**

#### **A201 Construction Technology II**

This subject adds to the knowledge gained in Construction Technology I, covering subjects dealing with wood and plastics, thermal and moisture protection, doors, windows and glazing, interior and exterior finishes as covered in sections 6, 7, 8 and 9 of MasterFormat.

#### **A202 Measurement of Construction Work II**

This subject is a continuation of the studies introduced in Measurement of Construction Work I and covers the construction details found in more sophisticated structures. The subject expands on the topics of Measurement of Construction Works I (subject 103) plus introduces sections 5, 6 and 7 covered by the CIQS Method of Measurement of Construction Works.

#### **C203 Construction Cost Accounting**

This subject is an introduction to financial accounting concepts; accounting procedures, bookkeeping fundamentals, financial statements, and analysis of company financial data.

#### **C204 Construction Contracts**

This subject builds upon the principals of law and introduces the most commonly used standard forms of construction contracts issued by the Canadian Construction Documents Committee and the Canadian Construction Association.

#### **C205 Construction Management**

This subject deals with the organization of construction, construction projects and construction firms along with the interrelationship between the various parties involved in a construction project. Introduced are the subjects of scheduling, cost control and contract administration.

#### **C206 Economics II**

This subject supplements the knowledge gained in Economics I by addressing the macroeconomic theories.

#### **A207 Construction Technology III**

This subject adds to the knowledge gained in Construction Technology I and II and covers sections 10, 11, 12, 13, 14, 15 and 16 of the MasterFormat specification divisions along with additional studies concerning larger scale site servicing and municipal servicing including water supplies and sewers.

#### **A208 National Building Code**

A study of Parts 1, 2, 3 and 9 of the National Building Code covers residential and small commercial construction. This subject is to acquaint the student with the minimum requirements for building in Canada.



## **Architectural Syllabus (continued)**

For complete syllabus details, visit [www.ciqs.org](http://www.ciqs.org)

### **Level 300**

#### **A301 Measurement of Construction Work III**

This subject is a continuation of the studies introduced in Measurement of Construction Work I and II and covers the construction details found in more sophisticated structures. The subject expands on the topics of 103 and 202 plus introduces sections 8, 9, 10, 11, 12, 13 and 14 covered by the CIQS Standard Method of Measurement.

#### **A302 Measurement of Construction Work - Practical Examination**

This is the final measurement subject and is designed to be a summation of the knowledge gained in subjects 103, 202, and 301. The subject of General Requirements section 1 of the CIQS Standard Method of Measurement is also introduced.

#### **A303 Pricing and Bidding Procedures**

In this subject, the student learns the principles and methods used in preparation of the unit prices for individual items of work. The student also learns the procedures and considerations required to prepare the total bid or tender price using the information obtained from quantity take-off, drawings and specifications.

#### **C304 Contract Administration**

This subject deals with the practical application and administration of construction contracts studied in subject 204 Construction Contracts. The student will also apply the legal principles studied in subject 107 Introduction to Canadian Business Law, as well as selected case law as it applies to the administration of the contract.

#### **C305 Construction Cost Control**

This subject builds upon the knowledge gained in Construction Cost Accounting and the Measurement of Construction Works I, II, and III subjects. It introduces the concept of financial control over the project by using the estimating data, production data and the cost data obtainable from all projects.

#### **A306 Measurement & Pricing of Civil Works**

This subject develops estimating knowledge of heavy/civil construction projects such as earth moving, roadwork and utilities etc. The candidate will define the scope using the appropriate work breakdown structure, plan for resources (labor, equipment, material, and subcontract), calculate quantities, price work items, figure indirect costs, set up the bid estimate and complete tender form including unit prices.

#### **C307 Construction Scheduling**

This subject introduces the concepts of project scheduling, including various types of schedules used in the construction industry. This subject is designed to acquaint the candidate with the basic principals of scheduling to enable the candidate to prepare schedules from given or calculated data.

#### **C308 Cost Planning**

This subject introduces learners to industry practices, tools and techniques of cost planning during the preconstruction phases of construction projects. They study factors affecting construction costs, cost budgeting, class of estimates, elemental cost planning, elementary cost analysis, cost modelling, value analysis and life cycle.

#### **C309 Development Economics**

This subject introduces learners to the theory and practice of evaluating development opportunities for construction projects. Feasibility tools and techniques including market valuation, development pro-forma budget analysis, yield analysis, return-on-investment studies are studied to aid in the decision-making process for project development. Learners also examine the principles and practices of property condition assessment, reserve funds and property management.





## **Mechanical Syllabus**

For complete syllabus details, visit [www.ciqs.org](http://www.ciqs.org)

### **Level 100**

#### **C101 Construction Science**

*Common subject; please refer to the Level 100 Architectural Syllabus for details.*

#### **M102 Mechanical Technology I**

This subject deals with the mechanical systems in the construction of not more than two stories such as housing and simple industrial buildings of conventional construction. The student will study general mechanical principles of design, materials and methods and procedures dealing with plumbing, heating, ventilating, air conditioning and testing of systems.

#### **M103 Measurement of Mechanical Work I**

This subject deals with the measurement of mechanical items covered under Mechanical Technology I. Emphasis is placed on the accuracy of measurement in a logical sequence together with neat presentation. The subject will cover site works, building drainage, domestic water, plumbing fixtures and heating and ventilation.

#### **M104 Plumbing & Fire Protection Design**

This subject introduces the development of the principles and the design of the plumbing and fire protection installations found in the types of buildings studied in Mechanical Technology I. Included is the calculation of loads and the application of plumbing and fire protection codes.

#### **C105 Introduction to Computers**

*Common subject; please refer to the Level 100 Architectural Syllabus for details.*

#### **C106 Economics I**

*Common subject; please refer to the Level 100 Architectural Syllabus for details.*

#### **C107 Introduction to Canadian Business Law**

*Common subject; please refer to the Level 100 Architectural Syllabus for details.*

#### **C108 Basic Business and Technical Communications**

*Common subject; please refer to the Level 100 Architectural Syllabus for details.*

#### **M109 Heating, Ventilation & Air Conditioning Design**

This subject deals with the development of the principles of design of the heating, ventilation and air conditioning installations found in the types of buildings studied in Mechanical Technologies I & II including the calculations involved.



## **Mechanical Syllabus (continued)**

For complete syllabus details, visit [www.ciqs.org](http://www.ciqs.org)

### **Level 200**

#### **M201 Mechanical Technology II**

This subject is an extension of Mechanical Technology I and covers mechanical principles, methods and details found in more sophisticated structures such as medium rise residential, commercial, institutional and industrial buildings. The subject covers fire protection, domestic hot water, drainage, safe works, general mechanical principles, and materials and methods employed in the more sophisticated systems.

#### **M202 Measurement of Mechanical Work II**

This subject is an extension of previous studies and includes the measurement and description of mechanical work covered in Mechanical Technologies I and II.

#### **C203 Construction Cost Accounting**

*Common subject; please refer to the Level 200 Architectural Syllabus for details.*

#### **C204 Construction Contracts**

*Common subject; please refer to the Level 200 Architectural Syllabus for details.*

#### **C205 Construction Management**

*Common subject; please refer to the Level 200 Architectural Syllabus for details.*

#### **C206 Economics II**

*Common subject; please refer to the Level 200 Architectural Syllabus for details.*

#### **M207 Mechanical Technology III**

This subject deals with the problems encountered in the construction of large or multi-storied buildings of a complex nature or where specialized types of mechanical systems are called for. Included is a minor study of systems found in hospitals.

#### **M208 Refrigeration, Automatic Controls, Insulation**

This subject focuses on the practical applications of the knowledge and skills required to be productive in the refrigeration and air conditioning industry. Emphasis is placed on the digital electronic controls and system efficiency.



## **Mechanical Syllabus (continued)**

For complete syllabus details, visit [www.ciqs.org](http://www.ciqs.org)

### **Level 300**

#### **M301 Measurement of Mechanical Work III**

This subject is an extension of measurement of Mechanical Work I and II dealing mainly with the work covered in Mechanical Technology III.

#### **M302 Measurement of Mechanical Work - Practical Examination**

This subject covers all areas studied in Mechanical Technologies I, II and III and Measurement of Mechanical Work I, II and III. This subject is the final measurement exam in this syllabus.

#### **M303 Pricing and Bidding Procedures**

In this subject, the student learns the principles and methods used in preparation of the unit prices for individual items of work. The student also learns the procedures and considerations required to prepare the total bid or tender price using the information obtained from quantity take-off, drawings and specifications.

#### **C304 Contract Administration**

*Common subject; please refer to the Level 300 Architectural Syllabus for details.*

#### **C305 Construction Cost Control**

*Common subject; please refer to the Level 300 Architectural Syllabus for details.*

#### **M306 Industrial Piping**

This subject will introduce industrial piping installations. Emphasis will be on understanding how to interpret industrial process and instrumentation drawings (P&ID). Knowledge of the materials and installation of the pipe and fittings used in industrial piping will be required.

#### **C307 Construction Schedule**

*Common subject; please refer to the Level 300 Architectural Syllabus for details.*

#### **C308 Cost Planning**

*Common subject; please refer to the Level 300 Architectural Syllabus for details.*

#### **C309 Development Economics**

*Common subject; please refer to the Level 300 Architectural Syllabus for details.*



## **Electrical Syllabus**

For complete syllabus details, visit [www.ciqs.org](http://www.ciqs.org)

### **Level 100**

#### **C101 Construction Science**

*Common subject; please refer to the Level 100 Architectural Syllabus for details.*

#### **E102 Electrical Fundamentals**

This subject covers the fundamentals of electricity, including concepts of voltage, current and resistance, basic electric circuits, parallel circuits, series-parallel circuits, conductors and inductors, voltage sources, current sources, resistance, analysis of circuits, and power.

#### **E103 Electrical Technology I**

This subject focuses on electrical systems and installations used in residential construction. Learners study the general electrical principles and theory of design processes for houses and small commercial/industrial buildings. The focus is on a selection of wiring and cable sizes, wiring techniques, power distribution, electrical controls and electrical fixtures, and interpretation of electrical drawings and specifications.

#### **E104 Measurement of Electrical Work I**

This subject introduces the principles and methods used in electrical measurement for houses and small commercial/industrial buildings. The main focus is on measurement accuracy in a logical sequence and neatly compiled schedules of quantities ready for pricing. Learners explore methods of measurement for wiring, power distribution, lighting, alarm power requirements, and mechanical power requirements.

#### **C105 Introduction to Computers**

*Common subject; please refer to the Level 100 Architectural Syllabus for details.*

#### **C106 Economics I**

*Common subject; please refer to the Level 100 Architectural Syllabus for details.*

#### **C107 Introduction to Canadian Business Law**

*Common subject; please refer to the Level 100 Architectural Syllabus for details.*

#### **C108 Basic Business and Technical Communications**

*Common subject; please refer to the Level 100 Architectural Syllabus for details.*

#### **E109 Electrical Code I**

This subject introduces the requirements of CSA C22.1:21, Canadian Electrical Code, Part I for designing, planning, installing, inspecting, or maintaining electrical work and electrical equipment in occupancies. With a focus on new installation and renovation projects, this course explores practical Electrical Code concepts and their application to real-world building projects.



## **Electrical Syllabus (continued)**

For complete syllabus details, visit [www.ciqs.org](http://www.ciqs.org)

### **Level 200**

#### **E201 Electrical Technology II**

This subject examines the electrical services, systems, and installations used in commercial and industrial buildings. The focus of the course is on methods and materials for electrical site services, power systems, branch circuits, risers, transformers, and raceways and switchboards installed in commercial and industrial building projects. Learners develop the skills and knowledge of reading and interpreting electrical drawings and specifications for commercial and industrial building projects.

#### **E202 Measurement of Electrical Work II**

This subject introduces the principles and methods used in electrical measurement for systems and installations used in commercial and industrial buildings. The main focus is on measurement accuracy in a logical sequence and neatly compiled schedules of quantities ready for pricing. Learners explore methods of measurement for wiring, power distribution, lighting, alarm power requirements, and mechanical power requirements for commercial and industrial building projects.

#### **C203 Construction Cost Accounting**

*Common subject; please refer to the Level 200 Architectural Syllabus for details.*

#### **C204 Construction Contracts**

*Common subject; please refer to the Level 200 Architectural Syllabus for details.*

#### **C205 Construction Management**

*Common subject; please refer to the Level 200 Architectural Syllabus for details.*

#### **C206 Economics II**

*Common subject; please refer to the Level 200 Architectural Syllabus for details.*

#### **E207 Electrical Technology III**

The subject examines the communications, life safety, and security systems and installations, and advanced electrical systems used in commercial and industrial buildings. The focus of the course is on methods and materials for communications, life safety, and security systems, control systems, noise and vibrations in electrical systems, and electrical demolition work. Learners develop the skills and knowledge of reading and interpreting electrical drawings and specifications for construction works related to communications, life safety, and security systems.

#### **E208 Mechanical Installations**

The subject examines mechanical systems and installations and their relationship and coordination with electrical systems and requirements.

#### **E209 Electrical Code II**

This introduces Part II and III of the Canadian Electrical Code, focusing on evaluating electrical equipment and power distribution safety. Learner's study Electrical Code standard described in CSA C22.2 and C22.3 for electrical equipment and power distribution safety.



## **Electrical Syllabus (continued)**

For complete syllabus details, visit [www.ciqs.org](http://www.ciqs.org)

### **Level 300**

#### **E301 Measurement of Electrical Work III**

This subject introduces the principles and methods used in electrical measurement for communications, life safety, and security systems and installations, and advanced electrical systems used in commercial and industrial buildings. The main focus is on measurement accuracy in a logical sequence and neatly compiled schedules of quantities ready for pricing. Learners explore methods of measurement, prepare quantities and prices for communications, life safety, and security systems and installations, and advanced electrical systems.

#### **E302 Measurement of Electrical Work - Practical Examination**

This subject covers all areas studied in Electrical Technologies I, II, and III and Measurement of Electrical Work I, II, and III. This subject is the final measurement exam in this electrical syllabus.

#### **E303 Pricing and Bidding Procedures**

This subject gives candidates the opportunity to apply the procedures of electrical estimating from bid preparation to bid analysis. Learners develop practical skills for preparing prices for electrical work, bidding documents, compiling, and evaluating quotes, pricing contractors' direct and indirect costs, and preparing a compliant bid using industry practices.

#### **C304 Contract Administration**

*Common subject; please refer to the Level 300 Architectural Syllabus for details.*

#### **C305 Construction Cost Control**

*Common subject; please refer to the Level 300 Architectural Syllabus for details.*

#### **E306 Power Generation Technologies**

This subject deals with a variety of power generation technologies from traditional fossil fuels to the renewables such as water, wind, solar power, biomass, and geothermal energy. The candidate will also explore the economic and environmental costs and risk factors associated with these technologies such as maintaining a reliable power supply, meeting targets on greenhouse gas emissions, and compliance with standards/codes, etc.

#### **C307 Construction Scheduling**

*Common subject; please refer to the Level 300 Architectural Syllabus for details.*

#### **C308 Cost Planning**

*Common subject; please refer to the Level 300 Architectural Syllabus for details.*

#### **C309 Development Economics**

*Common subject; please refer to the Level 300 Architectural Syllabus for details.*